

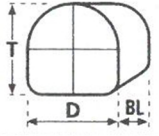
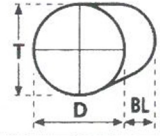
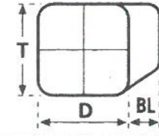
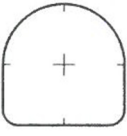
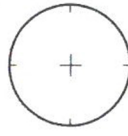
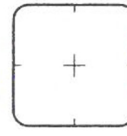
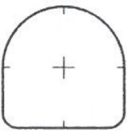
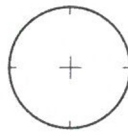
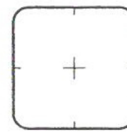
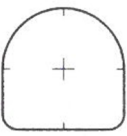
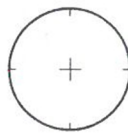
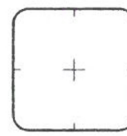
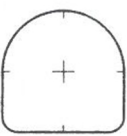
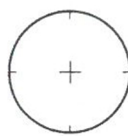
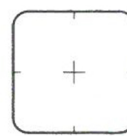
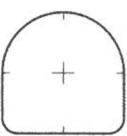
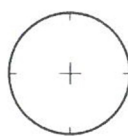
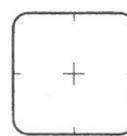
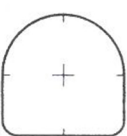
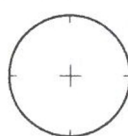
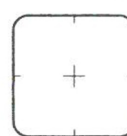
Aufmaß für Kappen

Firma:	Objekt / Lieferanschrift:
Für die Richtigkeit der Maße/Unterschrift:	Objektleiter:

Anfrage
 Auftrag
 Datum: _____

Blechqualität: verz. Eisenblech
 Alu 99,5 _____

Blechdicke Lieferstandard
 _____ mm nach DIN 4140

Pos.	Bitte geben Sie in der Zeichnung die Teiligkeit an!			Durchmesser mm D	gesamte Tiefe mm T	Bau- länge mm BL	Stück
	Armaturenkappe Form B 	Flanschkappe Form A 	Kofferkappe Form D 				
							
							
							
							
							
							

- Standardausführung:**
- 2-teilig (Quer- oder Längsteilung)
 - ohne Dämmeinlage
 - 2 Schließen auf Spannbändern genietet
 - ohne Ausschnitte
 - Deckel eingesprengt mit Stehfalz
 - ohne Faconarbeit
 - gerundete Kanten auch bei Kofferkappe
 - ohne Haften